




Level 4




Premises A - 382sqm



Premises B - 326sqm



Premises C - 378sqm



Building Common Area

